
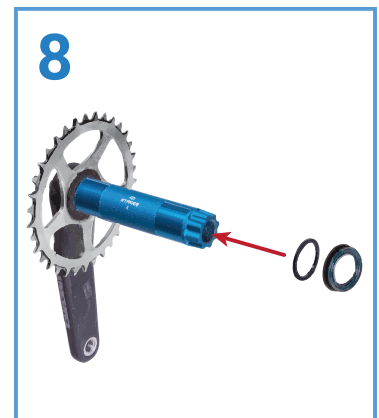


Spindle E (Race Face Next SL) Installation Instructions

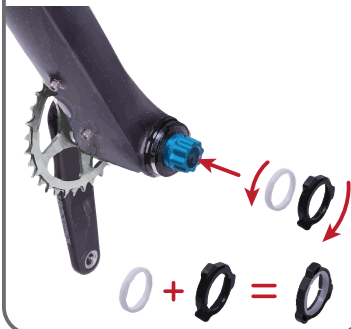




14a From Fig. 13a



15a



14b From Fig. 13b



15b



16a



17a

Torque 40 Nm
(29.5 ft-lb.)



16b

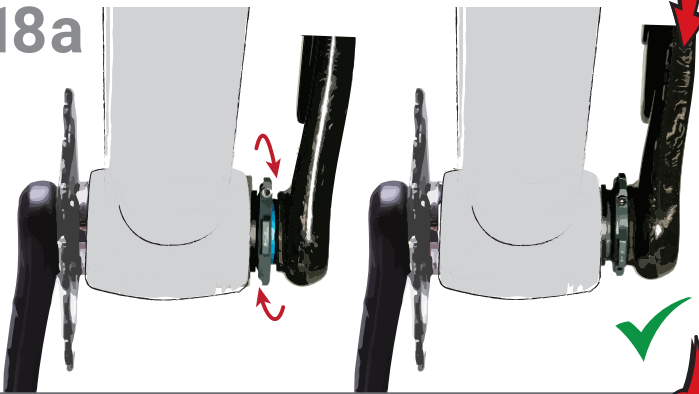


17b

Torque 40 Nm
(29.5 ft-lb.)



18a



18b



19a

2mm

